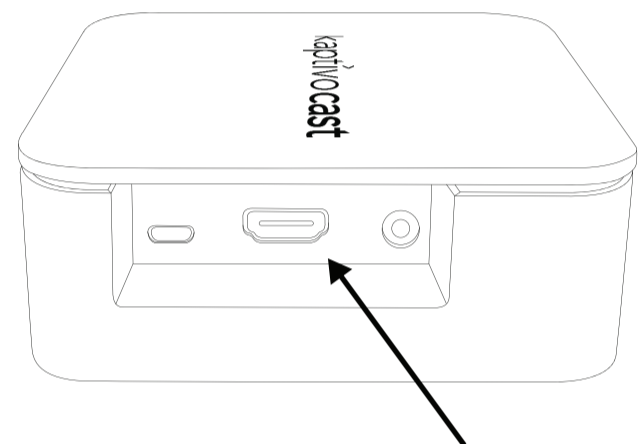
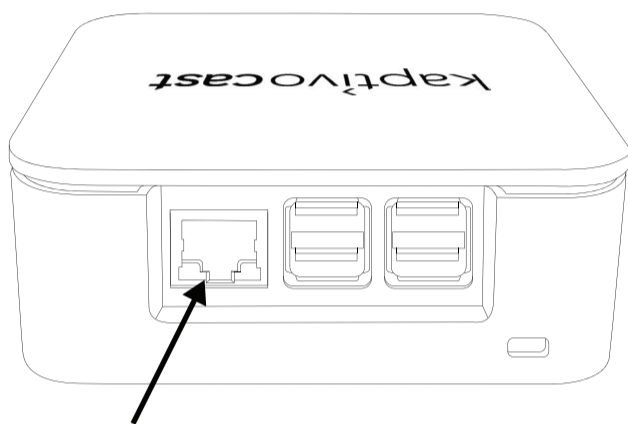


- 1 Follow the Quick Start Guide instructions included with your Kaptivo to set it up on your network.

If your Kaptivo has already been set up, skip this step.

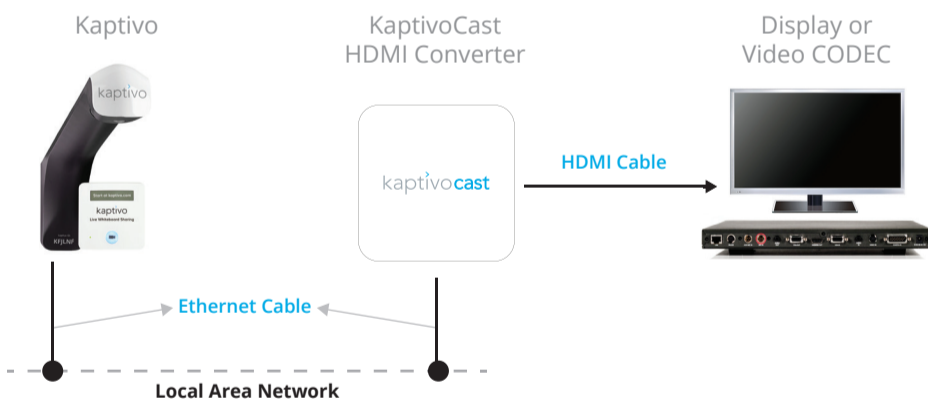


- 2 Select below method to connect KaptivoCast to a Kaptivo.



### CONNECTION METHOD

KaptivoCast to your network. If the network connection includes power (PoE), the power supply is not required.



### HDMI Out:

Connect an HDMI cable from the KaptivoCast to your HDMI display device.

kaptivocast